

Junior Soldiers

Unit 3 : Lesson 9



Self Denial

PURPOSE : For the children to explore about what 'self denial' is with The Salvation Army. We look at the history behind it, current material and projects, and how Junior Soldiers can participate and respond.

'Deny yourself some little luxury, some pleasant article of food, some ornament, some pleasure, in short, sacrifice something which, without inflicting bodily harm, will get some money, send the money thus saved into this fund, and the effort will be completed right off.'

(General William Booth, 1886)

Consider & Prepare

Read:

Luke 12:15–21

Luke 6:31–36

All Christians know that we have an obligation to care for others—this is evidenced throughout the Bible and, most clearly, in Jesus' own life when he taught, healed and saved people. William Booth also recognised this imperative; that's why The Salvation Army has such a strong 'social conscience' and is known not only for its spiritual support but also its practical support.

Bearing in mind that our children will look to us—adults and children's ministries leaders—for an example of how to live as both good Salvationists and good Christians, it is important that Junior Soldier leaders can talk about their own experience taking part in Self Denial Appeals and their own understanding of why it is important.

Maybe you can even share some ideas for what you have done/gone without to save money for others so that the children can see how self denial 'looks' in practice.

What you will need:

- Two tables—one large and one small
- Fancy things for setting the table
- Paper cups and pieces of cardboard
- Indulgent food—lovely chocolate cake, nice drink, lollies, chips, donuts, etc.
- Boiled rice, water crackers and a bottle of water

- Props for the history section, e.g. pudding, small bottle of Coke or soft drink, take-away coffee cup, chocolate bars, a packet of chips, etc.
- A copy of the self denial 2012 materials for children (*you might need to speak with your corps officer or your divisional Public Relations Coordinator if you do not have access to a copy*).
- Supplies for building structures, e.g. blankets, cardboard, paper, tape, broom handles, chairs, tables, etc.
- A2 sheets of card—enough for the number of groups you have
- A pile of old newspapers and magazines
- Images from developing countries
- Access to computer and printer, if able
- Print of cards for the Junior Soldiers with the 'Home & Beyond' information on them for each of the Junior Soldiers to place them in their notepad or journal for this weeks challenge.



Connecting In

No choice of table...

- Before the children arrive, have two tables set up in the room, one large and one small.
- On the small table have it set with fancy things, nice table cloth, table centre piece, flowers, special china, fancy serviettes, nice glasses and cutlery, etc.
- On the large table have nothing but some paper cups and some pieces of cardboard (to act as plates).
- You will also need some indulgent food for the small table (*thinking about things like a beautifully presented chocolate cake, bowls of lollies, chips and chocolates, iced donuts, etc.*) and some plain boiled rice or water crackers and a bottle of water.
- Before the children enter the room for the day give the children a ticket for the table that they will sit at, dividing the group into 80/20. (*If you have a small group it will still work with just one child at the small table and the others and leaders at the larger table.*)
- When the children come into the room get them to sit at their designated tables and then serve them their morning/ afternoon tea/snack. (*Serve the indulgent food to the small table and the rice or water crackers and water to the large table.*)
- Leave the children for a few minutes to 'enjoy' their snack together and to allow the expected discussion to happen.
- Stop the activity after a few minutes and debrief with the children.



- **Link:** Wow, what a lovely way to start Junior Soldiers today by sharing a snack together.
 - Were you all happy with the table that you got to share at today? Why/Why not?
 - Do you think this was a fair activity? Why/Why not?
 - What do you think we might be talking about today?
- At the smaller table we had the best crockery, table setting, food and drink, while the larger table and larger group of children had very little for their snack and table setting. Our world is like this. The smallest minority (20%) of the world hold the majority of the world's wealth and food, while the majority of people in the world have very little.
- We can make a difference to this in the way we think, the way we stand up for others and say that it is not fair and also the way that we can support others with our money by going without some things for ourselves.
- In The Salvation Army we have a special time in the year that helps us to focus on helping others that are in the 80% that have very little, and it is called 'Self Denial'. Today we are going to explore what it is, how it came about in Salvation Army history, what the focus is about this year and what we can do to support this appeal and those in need.

The Main Thing

History of self-denial giving in The Salvation Army...

(In sharing the following history with the children, you might like to have some pudding as a prop and some other items that might be something that people can give up in order to deny themselves so they can give to others, e.g. take-away coffee cup, small Coke bottle, chocolate bars, books, CDs, etc.)

Self-denial giving in The Salvation Army is to raise money needed to fund the ongoing international mission of The Salvation Army, each year Salvationists are challenged to give 'one week's salary on missionary service' (OWSOMS).

General Booth came up with the concept after Major (later Commissioner) John Carleton said he would 'go without his pudding' for a time and donate the money he saved to the Army's mission work.

'Why not have an annual effort,' said Booth, 'in which everyone shall be invited to perform some act of self-denial?' He announced the establishment of the 'Self-Denial Fund' in the 14 August 1886 edition of *The War Cry*:

'We propose that a week be set apart in which every soldier and friend should deny himself some article of food or clothing, or some indulgence which can be done without, and that the price gained by the self-denial shall be sent to help us in this emergency.'

The Self-Denial Appeal was expanded internationally in 1888 and many innovative projects and methods were used to raise funds. A Young Peoples 'Self-Denial Savings League Member' card in the 1950s encouraged children to 'think of the heathen and help to save them'. *(How can we as young people help those who have much less than us?)* During each year's lead up to self-denial Sunday the young people will have opportunity to think about and be challenged about how they might go without in order to help those who have very little.

Over the years, the way the appeal is conducted has become standardized and formalised (*envelopes, altar services, etc.*).


In New Zealand in 1969, Salvationists were encouraged for the first time to donate 'one week's salary on missionary service' (OWSOMS) and in 1970 this title was introduced in Australia.

2012 will see the 126th anniversary of the first formal Self Denial Fund in The Salvation Army.

Building for others...

For this activity you will need two lots of materials for the children to build structures that will protect the whole group. (If you have a large group you might even like to divide into more groups.) Items that you would provide would be large pieces of cardboard boxes, blankets or pieces of fabric, they could have use of some of the chairs and tables that you have available in the room to help with structure, pieces of paper, packing or gaffa tape, broom handles or similar pieces of wood that you might have access too. One group should have access to more material than the other, e.g. one group will have the blanket and the other group having smaller pieces of paper and material to try and join together. One group having strong tape and the other having thin sticky tape. I am sure you get the picture.

- Both groups will have the same challenge to build a structure that will fit the entire team in 'comfortably'
- Give the groups an allotted time to create their structures (but not taking up too much time) for judging.
- When they are finished, get all the group to sit in their structures for judging and then to all come out and sit together to chat about the activity.
 - Was this a fair challenge? Why/why not?
 - How did you feel about the materials your group was provided with to complete the challenge?



- Just like the snack activity that we had at the beginning of the lesson, we see that people do not always have access to the same amount of supplies/materials as others do. It can be difficult for those who have a lot to watch those that have very little and vice versa.
- One of the areas that the self denial appeal 2012 will focus on is 'building' and how we can make a difference in this area. By giving up something we can make a difference by then providing money to help homes be built and land to be purchased for people in other countries.
 - Think about the house that you live in. Do you have your own room? How many bathrooms do you have? How many televisions do you have? Do you have electricity?
 - Now think about how different it would be to live in a poorer country and some of the housing that is provided there. Do you think that you would enjoy all living in the same room? No toilets in the house? No electricity or televisions?
 - How can you be thankful for what you have and deny yourself something to make a difference to homes for others who have very little?
 - What do you think is something that you might be able to give up?



Tying In

What am I going to do about it?

Advocate...

One of the ways that we can make a difference in regards to self denial is to be an 'advocate'—this means speaking out about something that you believe in, pleading on behalf of another person, or being a supporter or defender. When self denial first began, it was promoted in *The War Cry* and people were challenged to give up something in order to help others in need.

In the 4 September 1886 issue of *The War Cry*, an ad read:

**£5,000 Urgently Required
for**

**the foreign work, the sick and wounded officers, the prison gate brigades,
the international headquarters and the poor struggling corps who,
through depression in trade and other causes, are unable to pay rents and other liabilities.**

How is it to be raised?

The answer is a very simple one.

**By joining the Self-Denying League and during the week commencing today, deny yourself
Some little luxury, some pleasant article of food, some ornament, some pleasure.**

**In short, sacrificing something which, without inflicting bodily harm, will get some money,
send the money thus saved into this fund, and the effort will be completed right off.**



- If you wanted to get people involved in giving up things to help others today what would you do? What would you say?
- Work in groups to create a poster or a page that you would put on display, about encouraging people to give up something to help those with very little.
- Provide the children with some A2 pieces of card, a bunch of newspapers and magazines so that they can cut out letters to use for headings and key phrases, textas, some pictures for the children to use or access to the internet and ability to print off some pictures that they could add to their poster.
- It would be great when these are finished to promote them in the services and hang in the foyer to help encourage people to give towards and participate in the self denial appeal.



Home & Beyond

Print off the Home & Beyond cards attached. The children might like to keep these in their journal or notebook where they could write or stick the challenges, reflect, answer questions or complete activities each week.

Denying self...


- Think and pray about what you are going to give up so that you can put aside some money to support the self denial appeal 2012 and help others who have very little.
- You might like to write these words in your journal or put it on a card in your room so that you see it every day:



'Love the Lord your God with all your heart and with all your soul and with all your mind and with all your strength...

Love others as you love yourself.'

Mark 12:30,31



Home & Beyond



Denying self...

- Think and pray about what you are going to give up so that you can put aside some money to support the self denial appeal 2012 and help others who have very little.
- You might like to write these words in your journal or put it on a card in your room so that you see it every day:

'Love the Lord your God with all your heart and with all your soul and with all your strength... all your strength...'

Love others as you love yourself!

Mark 12:30,31

Home & Beyond



Denying self...

- Think and pray about what you are going to give up so that you can put aside some money to support the self denial appeal 2012 and help others who have very little.
- You might like to write these words in your journal or put it on a card in your room so that you see it every day:

'Love the Lord your God with all your heart and with all your soul and with all your strength... all your strength...'

Love others as you love yourself!

Mark 12:30,31

Home & Beyond



Denying self...

- Think and pray about what you are going to give up so that you can put aside some money to support the self denial appeal 2012 and help others who have very little.
- You might like to write these words in your journal or put it on a card in your room so that you see it every day:

'Love the Lord your God with all your heart and with all your soul and with all your strength... all your strength...'

Love others as you love yourself!

Mark 12:30,31

Home & Beyond

Denying self...

- Think and pray about what you are going to give up so that you can put aside some money to support the self denial appeal 2012 and help others who have very little.
- You might like to write these words in your journal or put it on a card in your room so that you see it every day:

'Love the Lord your God with all your heart and with all your soul and with all your strength... all your strength...'

Love others as you love yourself!

Mark 12:30,31

