

Junior Soldiers Award Passports

Local & Global Project Suggestions



The projects section is partly to do with serving others—because we are disciples of Jesus—but is also about seeking to make a difference in our church, local community and global community.

As Junior Soldiers we need to be willing to stand up for what is right, make sacrifices and help others. This may sometimes mean going without, or giving up something in order to make a difference for people who might have very little. When William and Catherine Booth started The Salvation Army, they were passionate about speaking up for those who had very little or who could not speak up for themselves: they were their voice, they wanted to make a difference and change things for the better.

It is our challenge as a Junior Soldier/Junior Soldier group to be willing to stand up and make a difference and help to make things better for others. We want this to become a central part of who we are as members of The Salvation Army.

Below you will find some suggestions for the 'local' project as well as for the 'global' project. It is important that you work together as a group when choosing a project for both sections. It is also important to work together through the following questions once you have finished the project. These will help you to think about what you have done and how you have been involved in making a difference, as well as helping to solidify the importance of serving others through a variety of ways.

Review Questions For Projects

- Why did you choose this project?
- Why is this project important?
- How do you think it will make a difference?
- How has it made a difference to your thinking and attitudes?
- Is your project something you can continue to support? How?
- Do you think God cares about this project? Why/why not?
- What do you think God would say to your group about this project?
- Pray together as a group for the project you have been involved in.

Local Projects

There are many things you could do to make a difference in your local community. One of the first things you need to do is understand what your local community is like and what needs it might have. There may be groups and organizations already working to address some of those needs, so take the opportunity to partner with them rather than starting from scratch and working in isolation. Everything you do does not need to be a new initiative; it may just be supporting an existing, valuable activity.

There are some national, state and local events or special days (weeks) that happen every year that you might like to support and be involved in, e.g. Children's Week, Senior's

Week, White Balloon Day, Clean Up Australia Day, your local show, fundraising fun runs (for example the 'Mother's Day Classic') and there are plenty more that you can research on the internet. Below are some examples of how some of these might be approached as a project.

Clean Up Australia Day: This event has a website (www.cleanupaustaliaday.org.au). The website will give you the date and information about how to create a 'clean up' site or to join a 'clean up' site already in place. Clean Up Australia Day is on a Sunday every year (at the beginning of March), it is important that you discuss this with your corps officer well in advance as the clean up times may conflict with your Sunday morning worship times. It is important to plan a time of prayer with your Junior Soldiers prior to going out, and also to pray for the community while going around and cleaning up. Encourage Junior Soldiers and leaders to wear Salvation Army T-shirts to be a witness during this event. After the event, it is important to connect with the Junior Soldiers for a time of worship, prayer and discussion about all that has taken place—highlighting and celebrating the difference they have made.

While it is possible to do your clean up on another day; one of the most important aspects of this project is partnering with and working beside members of your local community. You may need to help some parents and other members of your corps to understand why this is important to be done on the Sunday. Make sure that it is clear that there is prayer and worship involved prior to and after the practical application of this project, not to mention the long term benefit on the Junior Soldier's attitude to getting in and helping to make a difference in the local community.


National Children's Week: Check www.childrensweek.org.au for relevant information for this event. Children's Week is a national event celebrated in the fourth week of October each year. The permanent Children's Week theme is 'A Caring World Shares'. Children's Week celebrates the right of children to enjoy childhood; it is also a time for children to demonstrate their talents, skills and abilities. Each state has a website (you will find those on the links page of the above website) along with a list of events and activities that will be held. You can add your event to the list or choose to participate in one that is already planned, some states also offer grants for these events.

Children's Week is an opportunity to engage with children and their families in your local community. Your Children's Week event might tie in with a regular activity at your corps, e.g. an open day for your kids club group with a family BBQ, or a children's celebration weekend or family fun day. Below are a few suggestions you could start your brainstorming with or you might like to look at what some other groups have done in the past that are listed on the website:

- Family BBQs.
- Setting up a static display in a shopping centre (it would be great if this is the same place your corps does street ministry).
- Hold a fun day event at your corps or a local park.
- Free face painting/balloon modeling, puppet show, handing out *Kidzones* at a market, shopping centre or local beach etc.
- Photographic, film, art or writing competition for children.
- Family fun day and bike ride.

Fun Runs: There are lots of fun runs around (almost one every weekend) that support and raise funds for a specific cause that you might like to support and get involved in. Let the children help by choosing a charity that they would like to support, e.g. Cancer Council, 'Mother's Day Classic' and 'Relay For Life' or you might have someone in your church that is dealing with a specific illness or disease you would like to help, e.g. childhood diabetes, etc.

The websites and organizers will be able to provide information about how you can do some fundraising to support the event you have chosen. Some of the things you will need to consider in preparing for this project and participating in this type of event are outlined in the Clean Up Australia Day section above.



Your local primary school: Schools welcome and encourage community members to help out and get involved. Meet with your local school principal and discuss ideas as to how your group might be able to help support the school community. This could be a clean up day, a gardening project, helping to support and man stalls at a fete or event, helping out at a breakfast club, etc. *(I am sure your Junior Soldiers will be able to come up with some suggestions that would fit in and link to their schools.)*

Welfare: If your church has a welfare section, this is a wonderful way for the children to get involved with some of the volunteers there as well as impacting their community and those in need. It would be good to have a time where the children could talk with one of the key leaders of the welfare program at your church, ask them questions, find out what they do, who they help and also how they might be able to support the program and get involved.

This might include promoting and organising people in the church to bring some specific items that are handed out regularly at your welfare, e.g. packets of pasta, tins of baked beans or spaghetti, soup, etc. You might like to get all the children to bring some cans of a specific size and, before they are donated to the welfare, create a statue or an object with them that fits into a particular theme that the leaders might suggest.

A great way to get involved is to raise some money to purchase items with (give the children each a tub or money box that is clearly labeled with the purpose of the fundraising, and get them to collect some money from family and friends to help support the welfare program). This works well when it is advertised within the church so that the church community can also support the children with the raising of funds. Have a particular date set for the money to be brought back and tallied.


After checking with the welfare program leader about what products they hand out at welfare (e.g. tinned food, nappies, batteries, long-life milk, cereal, etc.) the children can then go on a shopping trip to purchase as many of these items as they can with the money they have raised. When all the items are purchased get the children to take the goods to the welfare area to see where the items will be given away. This will help make the connection for the children that it wasn't just a shopping trip, but will actually help improve the quality of people's lives. It would also be good to reinforce with the children, at this point, the difference they have made and how the goods will be used.

Your children might like to also create some packs specifically for the children that might come into welfare with their parents. They could include a craft or cooking project sheet (there are some great ideas in *Kidzone* or from the book *In The Zone* available from Salvationist Supplies) as well as all the craft supplies or cooking needs to complete the craft or recipe. Along with the craft or cooking project, it would also be great to include a hand-written note or card from a child within the group to the child who is receiving the pack.

If you have any questions about any of the above projects or you are struggling with ideas for your group, please contact your divisional children's representative for help—remember that the kids and those within your church will also have some great ideas and suggestions.

Global Projects

Supporting global mission can be as simple as writing a letter/card of encouragement to someone working in the mission field or as involved as an overseas mission trip. It is essential to give our money to support global mission but this is only the first step in really understanding about making a difference in some of these communities. It is important to help children to understand what life might be like for others in these communities and how they can make a difference with their money, time, gifts and prayers.



It is important for the children to be involved in the planning for these projects. I am sure they will amaze you with their ideas and suggestions for changing the world. I once attended a corps for a few weeks to work with their children's team: when the children were included in a small group brainstorming session to come up with a project, the following idea was decided upon and the children inspired the corps and made a huge difference for lives overseas but also in their own lives and attitudes.

5-Cent Challenge: The children decided to hand out tubs to all those in the church and asked them to collect all their five cent pieces. These coins are a bit annoying in the bottom of your purse or wallet and can't really buy too much on their own, but when added together they can have good value and make a real difference to those who have very little. The tubs were collected on a special day and the five cent pieces tallied up—the children had raised more than \$2,000. Wow! The children then used the JustGifts catalogue and chose what items they would like to purchase for others with their money.

This is an easy challenge: I wonder how much your church would raise? When the money is collected you might like to make a word out of all the coins and have a photo taken with them or perhaps make a cross or a trail and see how far the coins reach.

Operation Christmas Child: www.operationchristmaschild.org.au

'Samaritan's Purse has changed the lives of children through Operation Christmas Child since 1993. Every year, generous people across the world lovingly pack shoe boxes with gifts: simple, yet powerful messages of God's unconditional love. And when a child opens a shoe box, they're opening more than a present lovingly prepared just for them. They're opening up their community to a world of life-changing opportunities.'


Most of you will be familiar with Operation Christmas Child but if you are not or would like some more information, check out the website above—this is a wonderful project that the children can be involved in and could even be the organisers for the church: children helping to challenge and inspire other members of the congregation to make a difference for children across the world. The things that you can pack into the shoe boxes are clearly outlined on the website or in the fliers available, they are simple and inexpensive items that make a difference for the child who receives each gift. This is a valuable project for children as they can think about the things that they would like if they were to receive this present and can, perhaps, be thinking of a child their age when putting the boxes together.

Child Sponsorship: Talk to your Child Sponsorship department about specific projects that you might be able to support as well as asking for information they can send you about what is happening in the department, e.g. children that are being sponsored and how that is making a difference; other donations that are being made and how they make a difference; trips and visits that people are making, etc. You might even like to see if you can invite someone from the Child Sponsorship department to come and visit you and speak with your group.

Bible Society: www.biblesociety.org.au/projects/get-the-word-out

If you go to the Bible Society website there are lots of great suggestions and ideas for how you can help others by spreading the word. The 'Get The Word Out' section has ideas for helping to get the Bible into the hands of those around the world. Each year there is a specific focus and a way that you can help kids get Bibles, too. It is \$10 per Bible and you can add a special donation slip into the front cover to say who it is from as well as share a prayer and blessing with them.

Personal overseas connection: Someone in your corps will probably have a personal connection with someone serving overseas. This then gives you a great link in to a project. For example, at the corps I solder at we knew an officer who was serving at a children's home. We had conversations with this officer about the needs of the children there and it was suggested that the children would love some board games. This gave our Kids Church a specific thing to raise money for—they had tubs to collect money in with a clear label stating what the money was being collected for.



When the money was bought in and tallied, the children and leaders then went shopping to see what they could buy. They bought a number of great games and batteries to include, and the parcels were sent over to the children's home. When they arrived, the officer took lots of photos of the children playing with the games as well as the children writing thank you letters to the children back here. This was great for the children to see and help them to connect with children overseas who really appreciated what was done for them. Having a specific item/s that you are raising money for helps the children to connect and it is easier to inspire others to be involved by donating their money and making a difference that way. This is just one way that you could connect with and utilise the relationship that someone in your corps may have with someone serving overseas.

World Toilet Day: World Toilet Day is 19 November and you can connect with heaps of ideas and information on their website: www.worldtoilet.org/wto/

'The World Toilet Organization created WTD to raise global awareness of the struggle 2.6 billion face every day without access to proper, clean sanitation. WTD also brings to the forefront the health, emotional and psychological consequences the poor endure as a result of inadequate sanitation.'

You could have a special day at church, kids club, kids church or a special night to raise funds for this cause. When the money has been raised you could support the World Toilet Organization or you could contact the justice department within your territory to help make a difference for sanitation by purchasing a toilet/s for people overseas.

Self Denial Appeal: Each year there is a Self Denial Appeal that you can be involved in. It is important that we focus on this and help connect the children with the material provided, and challenge them to be involved and make a difference. You might like to use the 'Self Denial' lesson included in the Junior Soldier material or some of the material specially produced for the appeal each year to help the children connect with this challenge. It would be good to sit with the children and help them to come up with a project that is specifically connected with the focus for that year and how they can be encouraged to give up something so that they can then support others that have very little.

Ethical Shopping Project: research what ethical shopping is all about, what is fair trade and how it started. Look at some fair trade websites: www.fta.org.au, www.ox-famaustralia.org.au, www.tear.org.au (*they have some great simulation games that you may like to use*), www.worldvision.com.au

- Brainstorm some ideas of how you can make choices in a different way to help with being ethical with your shopping or buying fair trade.
- Hold a fair trade coffee break/morning tea at your church, let people try fair trade products, e.g. coffee, tea, chocolate, and also have a stall where people can purchase fair trade items. It would be great to have some information to hand out (you should be able to get this information from Fair Trade Australia) and hang up some posters that the kids have made to advocate for fair trade shopping.

Within the Junior Soldier material there are a number of social justice lessons that include links to resources and other issues and projects that might be suitable for your group to work on. For example, 'Refugees and Asylum Seekers – unit 1', 'Aboriginal people – unit 2', 'Free to Be You – unit 3' and 'How much is enough – unit 4'. It is worth having a look at some of these lessons for suggestions and ideas, or check with your divisional children's ministries representative for other lessons that may have been added since.

If you have any questions about any of the above projects or you are struggling with ideas for your group, please contact your divisional children's representative for help—remember that the kids and those within your church will also have some great ideas and suggestions.

